

2

1

a

030

**COMANDO
E SEGNALAZIONE EL-SG Ø30**

**COMMAND AND SIGNALLING
EL-SG Ø30**

030



Pulsanteria Ø30

Push-buttons Ø30

La pulsanteria Ø 30 trova impiego in settori particolarmente gravosi dal punto di vista della robustezza, dell'affidabilità e nella lunga vita operativa, là dove è necessaria precisione, certezza dell'esecuzione, duttilità nelle soluzioni tecniche, i nostri operatori trovano il loro ambiente operativo ideale.

Nella gamma Ø 30, grazie al know-how sviluppato in anni di ricerche e produzione, troviamo differenti soluzioni di operatori con diversi tipi di guardia. Soluzioni con corpi cromati o con superficie nera antiriflesso.

Differenti bottoni con ampia possibilità di configurazioni di elementi di contatto.

Questa serie è stata progettata per resistere e lavorare in situazioni gravose.

I pulsanti hanno un robusto soffietto per isolare completamente l'operatore.

Il sistema di fissaggio è sicuro e forte grazie alle robuste ghiera metalliche con speciale design che permette un serraggio manuale; le installazioni sono agevolate dagli anelli di riscontro.

I punti di forza di questa serie sono gli elementi di contatto che adottano particolari componenti in lega di ottone + nichel con pastiglie in argento 1000/1000 di elevate dimensioni.

Speciali viti consentono svariate configurazioni di blocchi di elementi di contatto aumentando la possibilità di esecuzioni con schemi speciali.



The Ø 30 push-buttons are used in particularly demanding sectors because of its sturdiness, reliability and long operating life.

Our operators find their ideal working environment where precision, certainty of execution and versatility in technical solutions are required.

In this range, thanks to the know-how developed over many years of research and production, there are different operator solutions with diverse types of guards.

Solutions with chromed bodies or with black anti-reflection surfaces.

Different buttons with a vast possibility of configurations of contact elements.

This series has been designed for durability and operation in demanding situations.

The buttons have robust bellows to insulate the operator completely.

The locking system is safe and strong thanks to the sturdy special design ring nuts in metal allowing manual tightening; installation are facilitated by backing rings.

The strong point of this range are the contact elements that use particular components in brass + nichel alloy with raised 1000/1000 silver pads.

Special screws allow different configurations of blocks of contact elements, increasing the possibilities of versions with special schemes.



Caratteristiche tecniche

Technical data

Caratteristiche generali

Rispondenza alle norme	IEC 947-5-1, VDE 0660 - NFC - CEI EN60947.5.1 - UTE -BSI -CENELEC EN 50007																																								
Omologazioni	UL (USA)-CSA CANADA)																																								
Protezioni climatiche	Clima temperato cat.23/50 (DIN 50014) Clima umido cat.23/83 (DIN 50015) Clima caldo umido cat. 40/ 92 (DIN 50015) Clima umido variabile cat. FW24 (DIN 50016)																																								
Limiti di temperatura	Funzionamento -25°C ÷ +70°C Stoccaggio -40°C ÷ +70°C																																								
Grado di protezione operatori	IP65 secondo EN60529 IP66 Pulsanti con cappuccio in gomma																																								
Grado di protezione terminali	IP2X secondo EN60529 con protezione 030PFA / 030PFC																																								
Tensione nominale d'isolamento	Ui 690 V grado di inquinamento 3 secondo EN/IEC 60947-1																																								
Tensione di tenuta ad impulso	4kV secondo EN60947.1																																								
Categoria d'isolamento	Gruppo C secondo VDE 0110																																								
Protezione da scossa elettrica	Classe I secondo IEC536																																								
Protezione al corto circuito	Fusibili da 10A gl secondo EN60947-5-1																																								
Funzionamento dei contatti	Azionamento lento. Ag 1000/1000. Protezione trasparente per controllo visivo usura e movimento. Autopulenti. Apertura forzata del contatto NC. Doppia rottura oltre corsa per maggiore affidabilità.																																								
Categorie nominali d'impiego	Corrente nominale termica $i_{th} = 10$ A - limiti d'impiego secondo EN60947-5-1 <table border="1"> <thead> <tr> <th colspan="2">Cat.AC15 (UL-CSA: A600)</th> <th colspan="2">Cat.DC13 (UL-CSA: P300)</th> </tr> <tr> <th>Ue V</th> <th>Ie A</th> <th>Ue V</th> <th>Ie A</th> </tr> </thead> <tbody> <tr> <td>24</td> <td>10</td> <td>24</td> <td>5</td> </tr> <tr> <td>48</td> <td>10</td> <td>48</td> <td>2.7</td> </tr> <tr> <td>60</td> <td>10</td> <td>60</td> <td>2</td> </tr> <tr> <td>110</td> <td>6</td> <td>110</td> <td>1.1</td> </tr> <tr> <td>220</td> <td>3</td> <td>220</td> <td>0.55</td> </tr> <tr> <td>380</td> <td>2</td> <td>380</td> <td>0.3</td> </tr> <tr> <td>500</td> <td>1.1</td> <td>500</td> <td>0.22</td> </tr> <tr> <td>600</td> <td>1.2</td> <td>600</td> <td>0.22</td> </tr> </tbody> </table>	Cat.AC15 (UL-CSA: A600)		Cat.DC13 (UL-CSA: P300)		Ue V	Ie A	Ue V	Ie A	24	10	24	5	48	10	48	2.7	60	10	60	2	110	6	110	1.1	220	3	220	0.55	380	2	380	0.3	500	1.1	500	0.22	600	1.2	600	0.22
Cat.AC15 (UL-CSA: A600)		Cat.DC13 (UL-CSA: P300)																																							
Ue V	Ie A	Ue V	Ie A																																						
24	10	24	5																																						
48	10	48	2.7																																						
60	10	60	2																																						
110	6	110	1.1																																						
220	3	220	0.55																																						
380	2	380	0.3																																						
500	1.1	500	0.22																																						
600	1.2	600	0.22																																						

Durata meccanica	Manipolatori, pulsanti a chiave, pulsanti a fungo ad aggancio: 500000 manovre Selettori a manopola, selettori a leva, selettori a chiave, selettori luminosi: 1 milione di manovre Pulsanti selettori, pulsanti luminosi: 1 milione di manovre Pulsanti normali e a fungo momentanei: 3 milioni di manovre
------------------	---

Resistenza agli urti	Pulsanti aggancio: 7g (20 ÷ 500 Hz) IEC 60068-2-6
----------------------	--

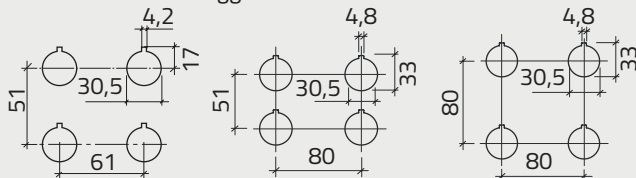
Resistenza alle vibrazioni	Pulsanti, selettori Manipolatori: 15g (20 ÷ 500 Hz) IEC 60068-2-6 50g IEC 60068-2-27
----------------------------	--

Viti terminali	Testa combinata taglio e Phillips Ph2 in acciaio zincato. Capacità di chiusura : $\geq 1 \times 0,5$ mm / $\leq 2 \times 2,5$ mm. Capicorda a forcilla "spring spade"
----------------	---

Porta lampada operatori luminosi	Attacco BA9S. Pulsanti e lampade spia: max 3W Selettori potenza: max 2W. Si raccomanda l' utilizzo di lampadine LED
----------------------------------	---

Durata lampade	Incandescenza ≤ 1000 h-Neon ≤ 3000 h Multiled ≥ 50.000 h
----------------	--

Dimensioni di montaggio	Foratura secondo EN/IEC 60947-5-1
-------------------------	-----------------------------------



General features

Standards compliance	IEC 947-5-1, VDE 0660 - NFC - CEI EN60947.5.1 - UTE -BSI -CENELEC EN 50007																																								
Approvals	UL (USA)-CSA CANADA)																																								
Climatic protection	Temperate climate cat.23/50 (DIN 50014) Humid climate cat.23/83 (DIN 50015) Hot-humid climate cat. 40/ 92 (DIN 50015) Humid variable climate cat. FW24 (DIN 50016)																																								
Temperature ranges	Operating -25°C ÷ +70°C Storage -40°C ÷ +70°C																																								
Protection degree operators	IP65 in compliance with EN60529 IP66 Push-buttons with rubber cap																																								
Protection degree terminals	IP2X in compliance with EN60529 with protection 030PFA / 030PFC																																								
Rated insulation voltage	Ui 690 V pollution degree 3 in compliance with EN/IEC 60947-1																																								
Impulse withstand voltage	4kV in compliance with EN60947.1																																								
Insulation class	C group in compliance with VDE 0110																																								
Electrical shock protection	Class I in compliance with IEC536																																								
Short circuit protection	10A gl fuses in compliance with EN60947-5-1																																								
Contact operation	Slow action Ag 1000/1000. Clear cover for visual inspection of wear and movement. Self-cleaning. Forced opening of NC contact. Double breakage for a higher reliability.																																								
Electrical ratings	Rated thermal current $i_{th} = 10$ A - operating range in compliance with EN60947-5-1 <table border="1"> <thead> <tr> <th colspan="2">Cat.AC15 (UL-CSA: A600)</th> <th colspan="2">Cat.DC13 (UL-CSA: P300)</th> </tr> <tr> <th>Ue V</th> <th>Ie A</th> <th>Ue V</th> <th>Ie A</th> </tr> </thead> <tbody> <tr> <td>24</td> <td>10</td> <td>24</td> <td>5</td> </tr> <tr> <td>48</td> <td>10</td> <td>48</td> <td>2.7</td> </tr> <tr> <td>60</td> <td>10</td> <td>60</td> <td>2</td> </tr> <tr> <td>110</td> <td>6</td> <td>110</td> <td>1.1</td> </tr> <tr> <td>220</td> <td>3</td> <td>220</td> <td>0.55</td> </tr> <tr> <td>380</td> <td>2</td> <td>380</td> <td>0.3</td> </tr> <tr> <td>500</td> <td>1.1</td> <td>500</td> <td>0.22</td> </tr> <tr> <td>600</td> <td>1.2</td> <td>600</td> <td>0.22</td> </tr> </tbody> </table>	Cat.AC15 (UL-CSA: A600)		Cat.DC13 (UL-CSA: P300)		Ue V	Ie A	Ue V	Ie A	24	10	24	5	48	10	48	2.7	60	10	60	2	110	6	110	1.1	220	3	220	0.55	380	2	380	0.3	500	1.1	500	0.22	600	1.2	600	0.22
Cat.AC15 (UL-CSA: A600)		Cat.DC13 (UL-CSA: P300)																																							
Ue V	Ie A	Ue V	Ie A																																						
24	10	24	5																																						
48	10	48	2.7																																						
60	10	60	2																																						
110	6	110	1.1																																						
220	3	220	0.55																																						
380	2	380	0.3																																						
500	1.1	500	0.22																																						
600	1.2	600	0.22																																						

Mechanical life	Joysticks, key push-buttons, latching mushroom push-buttons: 500000 cycles Knob, lever and key selector switches, illuminated selector switches: 1 million cycles Push-button selector switches, illuminated push-buttons: 1 million cycles Normal and mushroom push-buttons, momentary: 3 million cycles
-----------------	--

Shock resistance	Latching push-buttons: 7g (20-500 Hz) IEC 60068-2-6
------------------	--

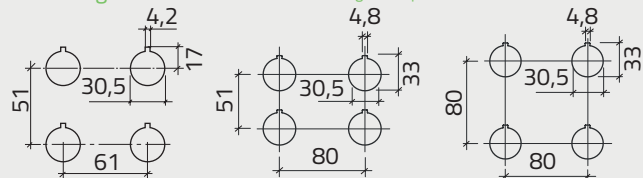
Vibration resistance	Push-buttons, selector switches Joysticks: 15g (20 ÷ 500 Hz) IEC 60068-2-6 50g IEC 68-2-27
----------------------	--

Terminal screws	Combined slot and Phillips Ph2 head, zinc plated. Connection capacity : $\geq 1 \times 0,5$ mm / $\leq 2 \times 2,5$ mm Fork spring spade terminals
-----------------	---


Lamp holder illuminated operators	BA9S socket. Push-buttons and pilot lights: max 3W. Selector switches: max. 2W. LED lamps are recommended
-----------------------------------	--

Lamp life	Incandescent ≤ 1000 h-Neon ≤ 3000 h Multiled ≥ 50.000 h
-----------	---

Mounting dimensions	Drilling in compliance with EN/IEC 60947-5-1
---------------------	--



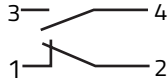




Pulsanti normali Ø30

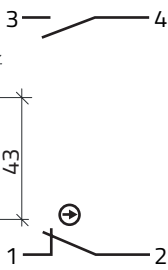
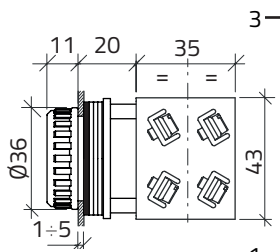
Normal push-buttons Ø30

Pulsanti normali / Normal push-buttons



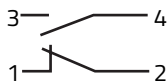
Pulsanti con guardia / Guarded push-buttons

● Nero / Black	84	030RINF1
● Rosso / Red	84	030RIRF1
● Verde / Green	84	030RIVF1
● Giallo / Yellow	84	030RIGF1
● Blu / Blue	84	030RIBLF1
● Arancio / Orange	84	030RIAF1



● Nero / Black	66	030RINFA
● Rosso / Red	66	030RIRFA
● Verde / Green	66	030RIVFA
● Giallo / Yellow	66	030RIGFA
● Blu / Blue	66	030RIBLFA
● Arancio / Orange	66	030RIAFFA

● Nero / Black	66	030RINFC
● Rosso / Red	66	030RIRFC
● Verde / Green	66	030RIVFC
● Giallo / Yellow	66	030RIGFC
● Blu / Blue	66	030RIBLFC
● Arancio / Orange	66	030RIAFCA



Pulsanti sporgenti / Projecting push-button

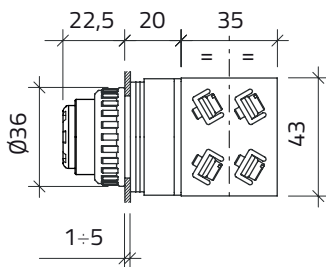
● Nero / Black	86	030RRNF1
● Rosso / Red	86	030RRRF1
● Verde / Green	86	030RRVF1
● Giallo / Yellow	86	030RRGF1
● Blu / Blue	86	030RRBLF1
● Arancio / Orange	86	030RRAF1



● Nero / Black	68	030RRNFA
● Rosso / Red	68	030RRRFA
● Verde / Green	68	030RRVFA
● Giallo / Yellow	68	030RRGFA
● Blu / Blue	68	030RRBLFA
● Arancio / Orange	68	030RRFAFA



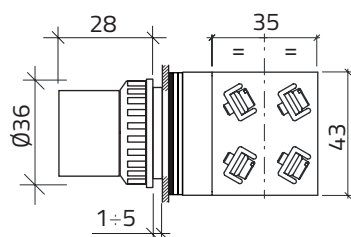
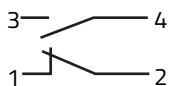
● Nero / Black	68	030RRNFC
● Rosso / Red	68	030RRRFC
● Verde / Green	68	030RRVFC
● Giallo / Yellow	68	030RRGFC
● Blu / Blue	68	030RRBLFC
● Arancio / Orange	68	030RRFAFC



Pulsanti normali Ø30

Normal push-buttons Ø30

Pulsanti normali / Normal push-buttons

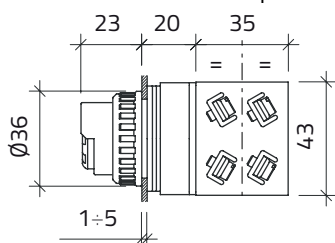
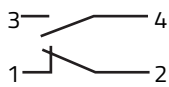


Pulsanti con guardia intera / Push-buttons with full guard

Color	Weight (g)	Code
● Nero / Black	93	030PINF1
● Rosso / Red	93	030PIRF1
● Verde / Green	93	030PIVF1
● Giallo / Yellow	93	030PIGF1
● Blu / Blue	93	030PIBLF1
● Arancio / Orange	93	030PIAF1

● Nero / Black	75	030PINFA
● Rosso / Red	75	030PIRFA
● Verde / Green	75	030PIVFA
● Giallo / Yellow	75	030PIGFA
● Blu / Blue	75	030PIBLFA
● Arancio / Orange	75	030PIAFA

● Nero / Black	75	030PINFC
● Rosso / Red	75	030PIRFC
● Verde / Green	75	030PIVFC
● Giallo / Yellow	75	030PIGFC
● Blu / Blue	75	030PIBLFC
● Arancio / Orange	75	030PIAFC



Pulsanti con mezza guardia

Push-buttons with half guard

● Nero / Black	91	030PNNF1
● Rosso / Red	91	030PNRF1
● Verde / Green	91	030PNVF1
● Giallo / Yellow	91	030PNGF1
● Blu / Blue	91	030PNBLF1
● Arancio / Orange	91	030PNAF1

● Nero / Black	73	030PNNFA
● Rosso / Red	73	030PNRFA
● Verde / Green	73	030PNVFA
● Giallo / Yellow	73	030PNGFA
● Blu / Blue	73	030PNBLFA
● Arancio / Orange	73	030PNAFA

● Nero / Black	73	030PNNFC
● Rosso / Red	73	030PNRFC
● Verde / Green	73	030PNVFC
● Giallo / Yellow	73	030PNGFC
● Blu / Blue	73	030PNBLFC
● Arancio / Orange	73	030PNAFC

Pulsanti normali Ø30

Normal push-buttons Ø30

Pulsanti normali / Normal push-buttons

g

cod



Pulsanti sporgenti / Projecting push-button

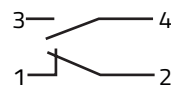
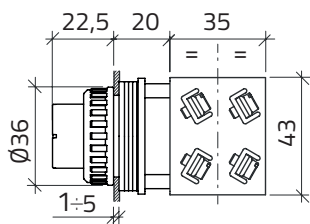
● Nero / Black	93	030PRNF1
● Rosso / Red	93	030PRRF1
● Verde / Green	93	030PRVF1
● Giallo / Yellow	93	030PRGF1
● Blu / Blue	93	030PRBLF1
● Arancio / Orange	93	030PRAF1



● Nero / Black	75	030PRNFA
● Rosso / Red	75	030PRRFA
● Verde / Green	75	030PRVFA
● Giallo / Yellow	75	030PRGFA
● Blu / Blue	75	030PRBLFA
● Arancio / Orange	75	030PRAFA



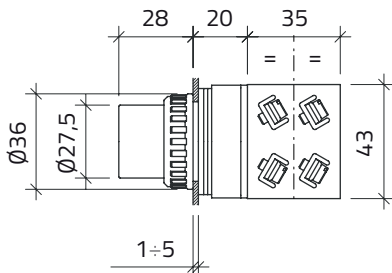
● Nero / Black	75	030PRNFC
● Rosso / Red	75	030PRRFC
● Verde / Green	75	030PRVFC
● Giallo / Yellow	75	030PRGFC
● Blu / Blue	75	030PRBLFC
● Arancione / Orange	75	030PRAFC



Pulsanti con guardia estesa

Push-buttons with extended guard

● Nero / Black	95	030PPNF1
● Rosso / Red	95	030PPRF1
● Verde / Green	95	030PPVF1
● Giallo / Yellow	95	030PPGF1
● Blu / Blue	95	030PPBLF1
● Arancio / Orange	95	030PPAF1

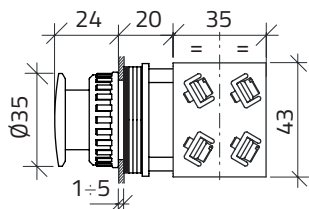
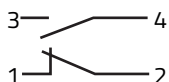


Pulsanti normali Ø30

Normal push-buttons Ø30

Pulsanti a fungo momentanei

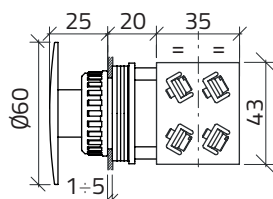
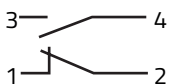
Momentary mushroom push-buttons



Pulsanti a fungo Ø 35 / Mushroom push-button Ø 35

	g	cod
● Nero / Black	120	030RFNF1
● Verde / Green	120	030RFVF1
● Giallo / Yellow	120	030RFGF1

● Nero / Black	100	030RFNFA
● Verde / Green	100	030RFVFA
● Giallo / Yellow	100	030RFGFA



Pulsanti a fungo Ø 60 / Mushroom push-buttons Ø 60

● Nero / Black	130	030RFFNF1
● Verde / Green	130	030RFFVF1
● Giallo / Yellow	130	030RFFGF1

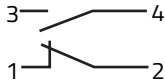
● Nero / Black	110	030RFFNFA
● Verde / Green	110	030RFFVFA
● Giallo / Yellow	110	030RFFGFA

Pulsanti normali Ø30

Normal push-buttons Ø30

Pulsanti a fungo momentanei

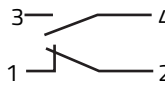
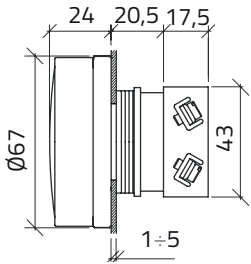
Momentary mushroom push-buttons



Pulsanti a fungo Ø 60 con guardia metallica

Mushroom push-buttons with metal guard Ø 60

Color	Weight (g)	Code
● Nero / Black	165	03ORFFPMNFAFC
● Rosso / Red	165	03ORFFPMRFAFC

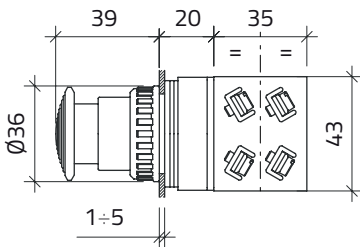


Pulsanti a fungo Ø 35 / Mushroom push-button Ø 35

Color	Weight (g)	Code
● Nero / Black	120	030PFNF1
● Verde / Green	120	030PFVF1
● Giallo / Yellow	120	030PFGF1



Color	Weight (g)	Code
● Nero / Black	100	030PFNFA
● Verde / Green	100	030PFVFA
● Giallo / Yellow	100	030PFGFA

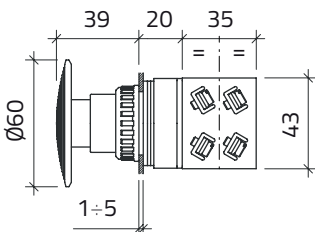


Pulsanti a fungo Ø 60 / Mushroom push-buttons Ø 60

Color	Weight (g)	Code
● Nero / Black	130	030PFFNF1
● Verde / Green	130	030PFFVF1
● Giallo / Yellow	130	030PFFGF1



Color	Weight (g)	Code
● Nero / Black	110	030PFFNFA
● Verde / Green	110	030PFFVFA
● Giallo / Yellow	110	030PFFGFA



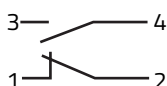
Pulsanti luminosi Ø30

Illuminated push-buttons Ø30

Pulsanti luminosi Illuminated push-button

g

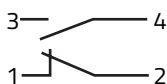
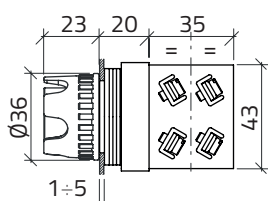
cod



Pulsanti con guardia completa Push-button with full guard

Alimentazione diretta 24V AC/DC / Direct supply 24V AC/DC
Lampadina LED BA9S inclusa / BA9S LED lamp included

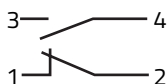
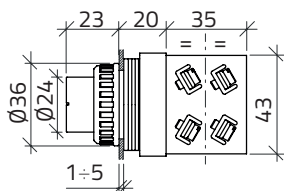
● Rosso / Red	103	030RPLSRFAFC24
● Verde / Green	103	030RPLSVFAFC24
● Giallo / Yellow	103	030RPLSGFAFC24
● Blu / Blue	103	030RPLSBLFAFC24
○ Bianco / White	103	030RPLSBFAFC24



Pulsanti sporgenti / Projecting push-buttons

Alimentazione diretta 24V AC/DC / Direct supply 24V AC/DC
Lampadina LED BA9S inclusa / BA9S LED lamp included

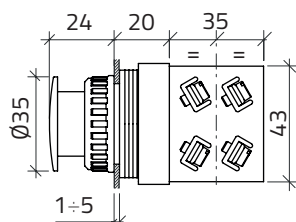
● Rosso / Red	97	030RPLRFAFC24
● Verde / Green	97	030RPLVFAFC24
● Giallo / Yellow	97	030RPLGFAFC24
● Blu / Blue	97	030RPLBLFAFC24
○ Bianco / White	97	030RPLBFAFC24



Pulsanti a fungo momentanei Momentary mushroom push-buttons

Alimentazione diretta 24V AC/DC / Direct supply 24V AC/DC
Lampadina LED BA9S inclusa / BA9S LED lamp included

● Rosso / Red	98	030RFLRFAFC24
● Verde / Green	98	030RFLVFAFC24
● Giallo / Yellow	98	030RFLGFAFC24
● Blu / Blue	98	030RFLBLFAFC24
○ Bianco / White	98	030RFLBFAFC24



Pulsanti di emergenza Ø30

Emergency stop push-buttons Ø30

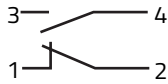
Pulsanti a fungo momentanei Momentary mushroom push-buttons

g

cod



Pulsanti a fungo Ø 35 / Mushroom push-buttons Ø 35



● Rosso / Red

120

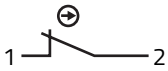
030RFRF1



● Rosso / Red

100

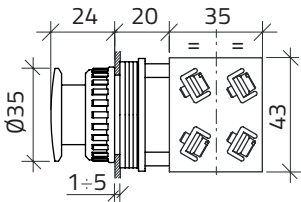
030RFRFA



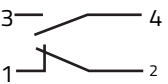
● Rosso / Red

100

030RFRFC



Pulsanti a fungo Ø 60 / Mushroom push-buttons Ø 60



● Rosso / Red

130

030RFFRF1



● Rosso / Red

110

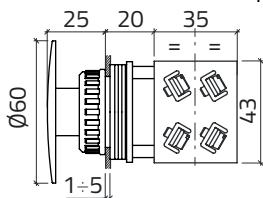
030RFFRFA



● Rosso / Red

110

030RFFRFC



Pulsanti di emergenza Ø30

Emergency stop push-buttons Ø30

Pulsanti a fungo momentanei

Momentary mushroom push-buttons



Pulsanti a fungo Ø 35 / Mushroom push-buttons Ø 35

g **cod**

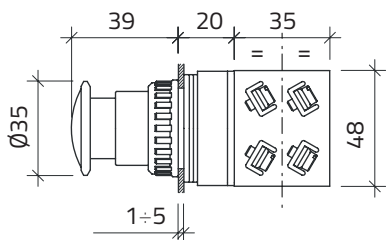
● Rosso / Red 120 **030PFRF1**



● Rosso / Red 100 **030PFRFA**



● Rosso / Red 100 **030PFRFC**



Pulsanti a fungo Ø 60 / Mushroom push-buttons Ø 60

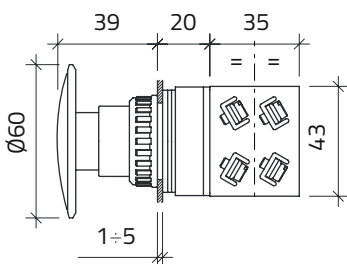
● Rosso / Red 130 **030PFRF1**



● Rosso / Red 110 **030PFRFA**



● Rosso / Red 110 **030PFRFC**



Pulsanti di emergenza Ø30

Emergency stop push-buttons Ø30

Pulsanti a fungo ad aggancio

Latching mushroom push-buttons

g

cod



Pulsanti a fungo Ø 35, sgancio rotazione

Mushroom push-buttons Ø 35, twist release

● Rosso / Red

100

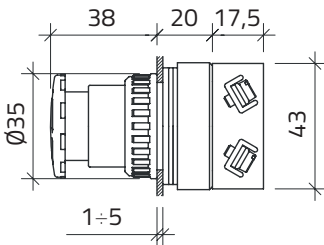
030PFARFC



● Rosso / Red

115

030PFAR2FC



Pulsanti a fungo Ø 60, sgancio rotazione

Mushroom push-buttons Ø 60, twist release

● Rosso / Red

110

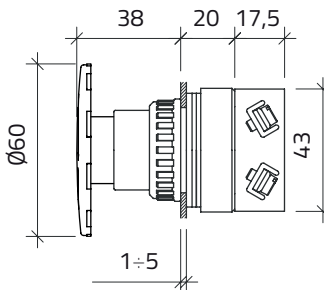
030PFFARFC



● Rosso / Red

125

030PFFAR2FC



Pulsanti di emergenza Ø30

Emergency stop push-buttons Ø30

Pulsanti a fungo ad aggancio

Latching mushroom push-buttons



Pulsanti a fungo Ø 35, sgancio a chiave

Mushroom push-buttons Ø 35, key release

Chiave 73037/ Key model

● Rosso / Red

g

cod

162

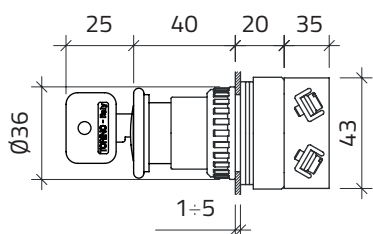
030PFBAFC



● Rosso / Red

176

030PFBA2FC



Pulsanti a fungo Ø 60, sgancio a chiave

Mushroom push-buttons Ø 60 key release

Chiave 73037 / Key 73037

● Rosso / Red

172

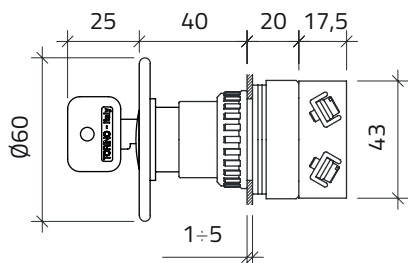
030PFFBAFC



● Rosso / Red

186

030PFFBA2FC



Pulsanti a chiave Ø30

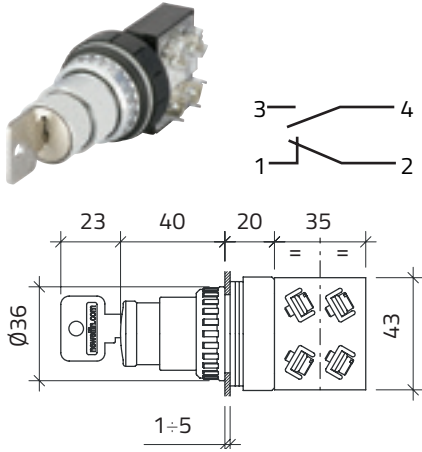
Key push-buttons Ø30

Pulsanti bloccabili con chiave

Key lockable push-buttons

g

cod



Chiave standard 3095

Standard key 3095

BA	158	030PBAF1
BB	158	030PBBF1
LB	158	030PLBF1



Caratteristiche tecniche

Le chiavi sono estraibili con azionatore sia libero che premuto.

Si fornisce chiave standard



- BA agganciabile in posizione di premuto
- BB bloccabile in posizione di libero e premuto
- LB bloccabile in posizione di libero

Technical data

The keys can be removed with the actuator both free and depressed.

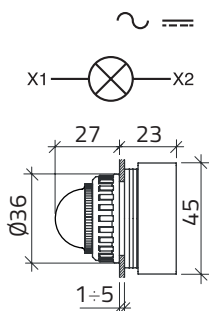
A standard key is supplied.

- BA latched, key release to "free" position
- BB lockable in both positions (free and depressed)
- LB lockable in one position (free).



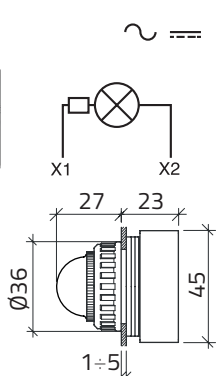
Lampade spia Ø30

Pilot lights Ø30



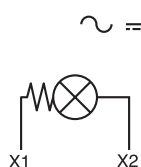
Alimentazione diretta / Direct supply
Lampadina LED BA9S non inclusa / BA9S LED lamp not included

● Rosso / Red	61	030LSR
● Verde / Green	61	030LSV
● Giallo / Yellow	61	030LSG
● Blu / Blue	61	030LSBL
○ Bianco / White	61	030LSB



Lampeggiante, alimentazione diretta / Flashing, direct supply
Lampadina LED BA9S 24V 150mA non inclusa / BA9S 24V 150 mA led not included

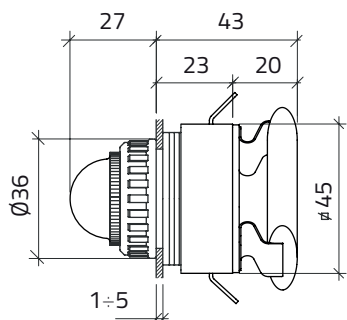
● Rosso / Red	62	030LLR
---------------	----	---------------



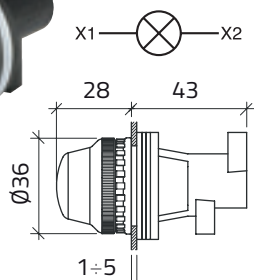
Resistere per lampadine ad incandescenza
Resistor for incandescent lamps

Lampadina BA9S 24V 3W inclusa / BA9S 24V 3W lamp included

110 +125V		
○ Bianco / White	87	030LRB110



220 +240V		
○ Bianco / White	87	030LRB230

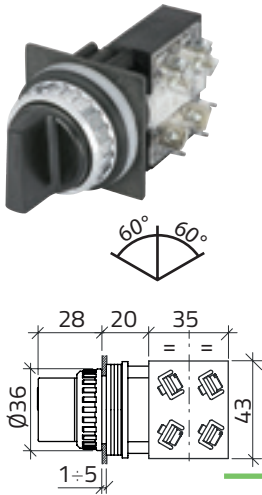


Alimentazione diretta / Direct supply
Lampadina E14 7W max non inclusa / Lamp E14 7W max not included

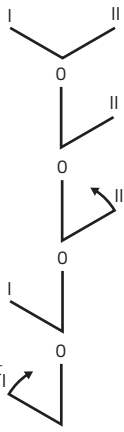
● Rosso / Red	35	030LE14R
● Verde / Green	35	030LE14V
● Giallo / Yellow	35	030LE14G
● Blu / Blue	35	030LE14BL
○ Bianco / White	35	030LE14B

Selettori a manopola Ø30 Knob selector switches Ø30

Cercare la combinazione di schemi a pag. 26 / See the diagram combination on page 26

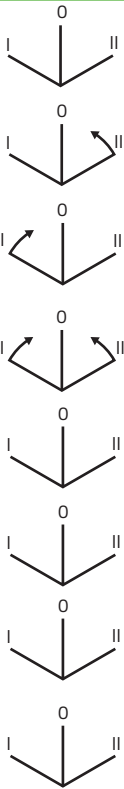


2 posizioni / 2 positions



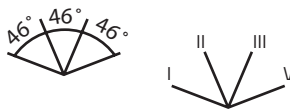
	g	cod
CAM A	85	030RSMNAF1
CAM B	85	030RSMNBF1
CAM B	85	030RSMNBF1D
CAM C	85	030RSMNCF1
CAM C	85	030RSMNCF1S

3 posizioni / 3 positions



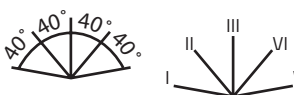
	g	cod
CAM O	85	030RSMNO2F1
CAM O	85	030RSMNO2F1D
CAM O	85	030RSMNO2F1S
CAM O	85	030RSMNO2F1C
CAM T	85	030RSMNT2F1
CAM S	85	030RSMNSF1
CAM P	85	030RSMNPF1
CAM F	85	030RSMNFF1

4 posizioni / 4 positions



	g	cod
CAM Q	85	030RSMNQ2F1

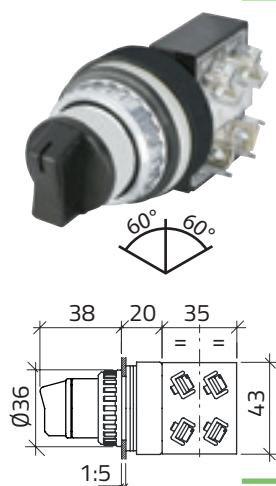
5 posizioni / 5 positions



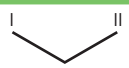




	g	cod
CAM R	87	030RSMNR2F1
CAM V	87	030RSMNV2F1

Selettori a manopola Ø30 Knob selector switches Ø30

Cercare la combinazione di schemi a pag. 26 / See the diagram combination on page 26



2 posizioni / 2 positions

	g	cod
 CAM A	100	030SMNAF1
 CAM B	100	030SMNBF1
 CAM B	100	030SMNBF1D
 CAM C	100	030SMNCF1
 CAM C	100	030SMNCF1S

3 posizioni / 3 positions

	g	cod
 CAM O	100	030SMN02F1
 CAM O	100	030SMN02F1D
 CAM O	100	030SMN02F1S
 CAM O	100	030SMN02F1C
 CAM T	100	030SMNT2F1
 CAM S	100	030SMNSF1
 CAM P	100	030SMNPF1
 CAM F	100	030SMNFF1

4 posizioni / 4 positions

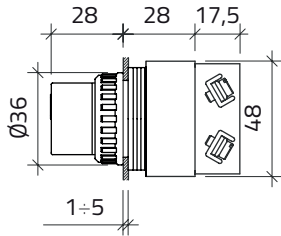
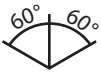
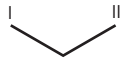
	g	cod
 CAM Q	100	030SMNQ2F1

5 posizioni / 5 positions

	g	cod
 CAM R	100	030SMNR2F1
 CAM V	100	030SMNV2F1

Selettori luminosi a manopola Ø30 Illuminated knob selector switches Ø30

Cercare la combinazione di schemi a pag. 26 / See the diagram combination on page 26



2 posizioni / 2 positions

g

cod

Alimentazione diretta 24V AC/DC
Direct supply 24V AC/DC
Lampadina LED BA9S inclusa / BA9S LED lamp included
CAM A

○ Bianco / White	96	030SMLABFAFC24
● Rosso / Red	96	030SMLARFAFC24
● Verde / Green	96	030SMLAVFAFC24
● Giallo / Yellow	96	030SMLAGFAFC24
● Blu / Blue	96	030SMLBLFAFC24

CAM B

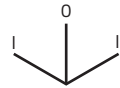
○ Bianco / White	96	030SMLBBFAFC24
● Rosso / Red	96	030SMLBRFAFC24
● Verde / Green	96	030SMLBVFAC24
● Giallo / Yellow	96	030SMLBGFAC24
● Blu / Blue	96	030SMLBBLFAFC24

3 posizioni / 3 positions

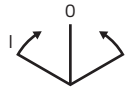
g

cod

Alimentazione diretta 24V AC/DC
Direct supply 24V AC/DC
Lampadina LED BA9S inclusa / BA9S LED lamp included
CAM O



○ Bianco / White	128	030SMLOB2FA24
● Rosso / Red	128	030SMLOR2FA24
● Verde / Green	128	030SMLOV2FA24
● Giallo / Yellow	128	030SMLOG2FA24
● Blu / Blue	128	030SMLOBL2FA24

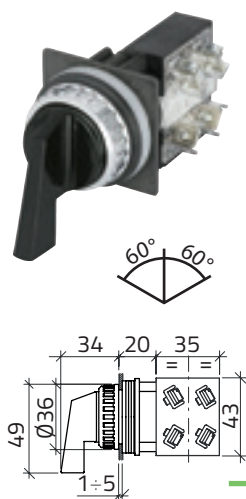


CAM O

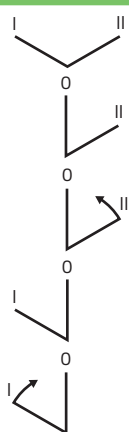
○ Bianco / White	128	030SMLOB2FAC24
● Rosso / Red	128	030SMLOR2FAC24
● Verde / Green	128	030SMLOV2FAC24
● Giallo / Yellow	128	030SMLOG2FAC24
● Blu / Blue	128	030SMLOBL2FAC24

Selettori a leva Ø30 Lever selector switches Ø30

Cercare la combinazione di schemi a pag. 26 / See the diagram combination on page 26

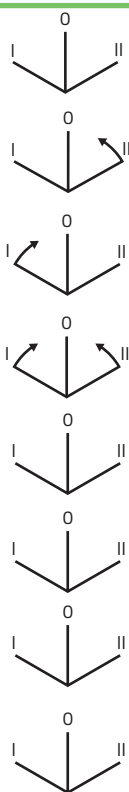


2 posizioni / 2 positions



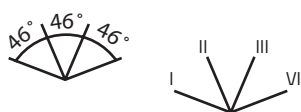
	g	cod
CAM A	87	030RSLNAF1
CAM B	87	030RSLNBF1
CAM B	87	030RSLNBF1D
CAM C	87	030RSLNCF1
CAM C	87	030RSLNCF1S

3 posizioni / 3 positions



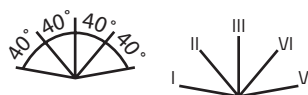
	g	cod
CAM O	87	030RSLN02F1
CAM O	87	030RSLN02F1D
CAM O	87	030RSLN02F1S
CAM O	87	030RSLN02F1C
CAM T	87	030RSLNT2F1
CAM S	87	030RSLNSF1
CAM P	87	030RSLNPF1
CAM F	87	030RSLNFF1

4 posizioni / 4 positions



	g	cod
CAM Q	87	030RSLNQ2F1


5 posizioni / 5 positions



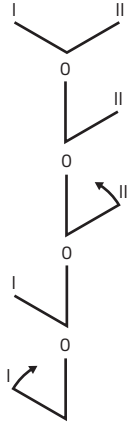
	g	cod
CAM R	87	030RSLNR2F1
CAM V	87	030RSLNV2F1

Selettori a leva Ø30 Lever selector switches Ø30

Cercare la combinazione di schemi a pag. 26 / See the diagram combination on page 26

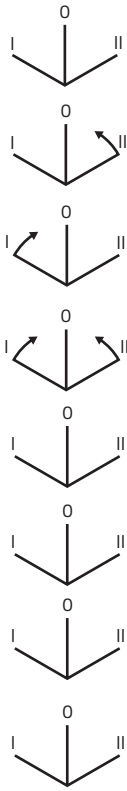


2 posizioni / 2 positions



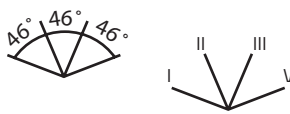
	g	cod
CAM A	102	030SLNAF1
CAM B	102	030SLNBF1
CAM B	102	030SLNBF1D
CAM C	102	030SLNCF1
CAM C	102	030SLNCF1S

3 posizioni / 3 positions



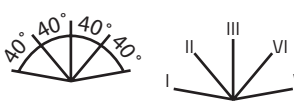
	g	cod
CAM O	102	030SLNO2F1
CAM O	102	030SLNO2F1D
CAM O	102	030SLNO2F1S
CAM O	102	030SLNO2F1C
CAM T	102	030SLNT2F1
CAM S	102	030SLNSF1
CAM P	102	030SLNPF1
CAM F	102	030SLNFF1

4 posizioni / 4 positions



	g	cod
CAM Q	102	030SLNQ2F1

5 posizioni / 5 positions



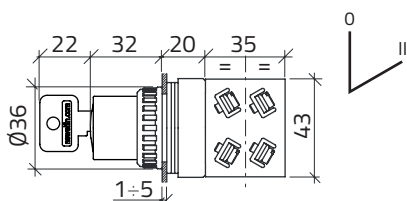
	g	cod
CAM R	102	030SLNR2F1
CAM V	102	030SLNV2F1



Selettori a chiave Ø30 Key selector switches Ø30

Cercare la combinazione di schemi a pag. 26 / See the diagram combination on page 26

2 posizioni / 2 positions



g k cod k cod

CAM A

148		030SCAF1
148		030SCAF12
148		030SCAF14

CAM B

148		030SCBF1		030SCBF1D
148		030SCBF14		
148		030SCBF12		

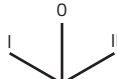
CAM C

148		030SCCF1		030SCCF1S
148		030SCCF14		
148		030SCCF12		

3 posizioni / 3 positions

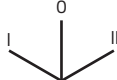
g k cod k cod

CAM O



148		030SCO2F1		030SCO2F1C
148		030SCO2F13		030SCO2F1D
148		030SCO2F15		030SCO2F1D2
148		030SCO2F17		030SCO2F1D3
148		030SCO2F12		030SCO2F1S3
148		030SCO2F14		030SCO2F1S
148		030SCO2F16		030SCO2F1S4

CAM T



148		030SCT2F1		030SCT2F1C
148		030SCT2F13		030SCT2F1D
148		030SCT2F15		030SCT2F1D3
148		030SCT2F17		030SCT2F1D2
148		030SCT2F14		
148		030SCT2F16		

Selettori a chiave Ø30

Key selector switches Ø30

Cercare la combinazione di schemi a pag. 26 / See the diagram combination on page 26

Chiavi speciali Special key

c

suf



Chiave standard 3095, per chiavi speciali far seguire al codice del selettore il suffisso
Standard key 3095, for special keys complete the selector code with the suffix

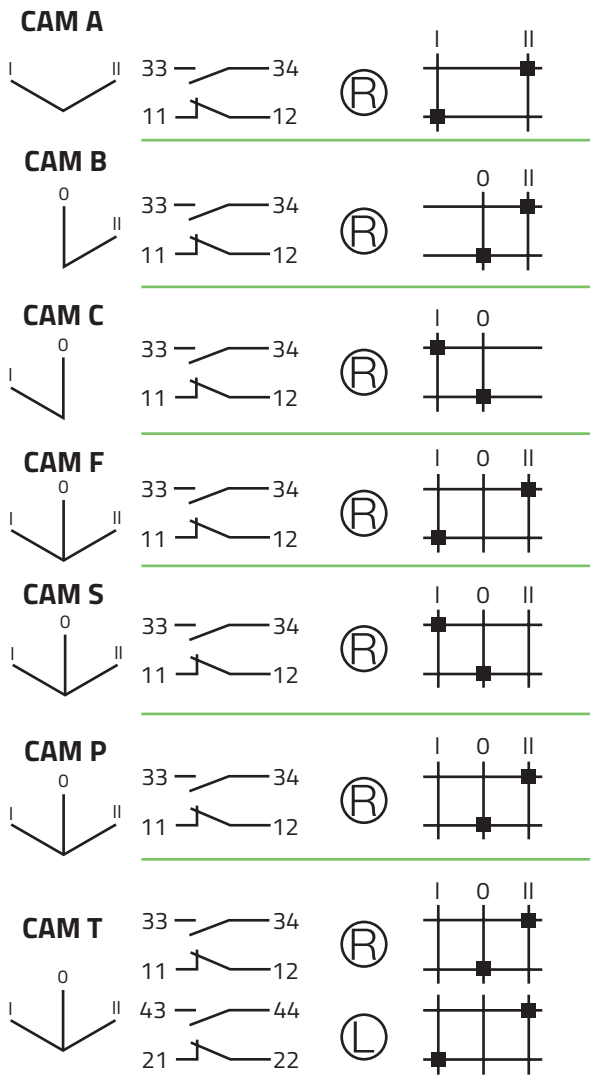
● Nero / Black	73034	K34
● Rosso / Red	73037	K37
● Giallo / Yellow	73033	K33
● Blu / Blue	73038	K38
● Arancio / Orange	73040	K40



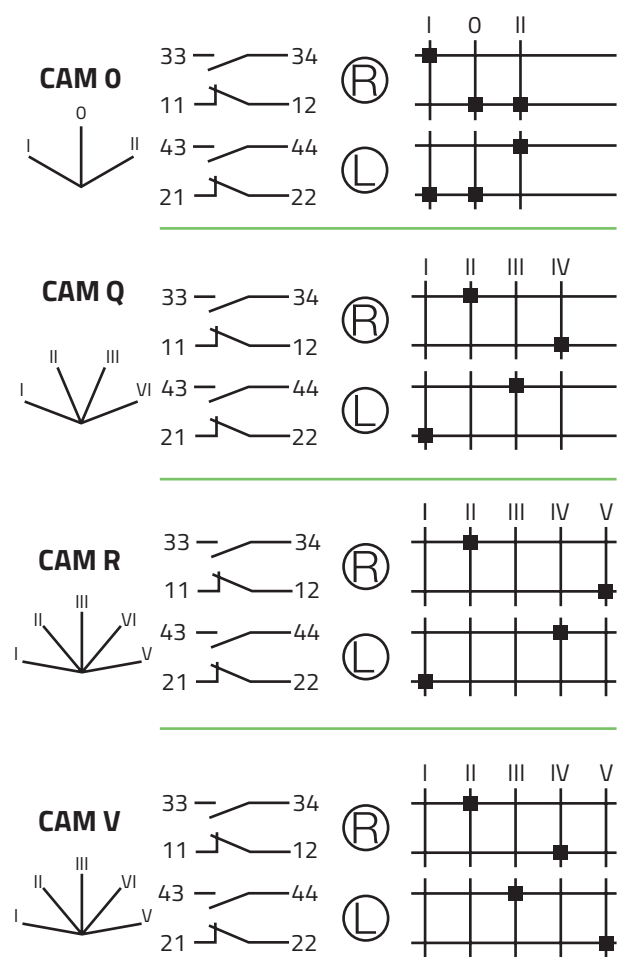
	3353	K53
	9901	K01
	9902	K02
	9903	K03
	9904	K04
	9905	K05
	9910	K10
	9916	K16
	9919	K19

Combinazione di schemi selettori Diagram combination for selector switches

Selettori Selector switches



Selettori Selector switches

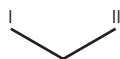
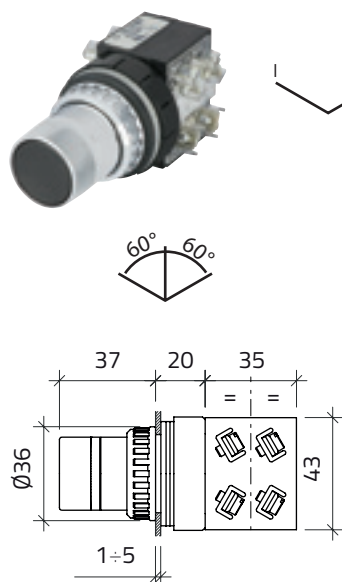


Pulsanti selettori Ø30

Push-button selector switches Ø30

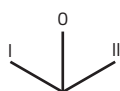
Vedi schemi a pag. 28/29 / See the diagram combination on page 28/29

2 posizioni / 2 positions



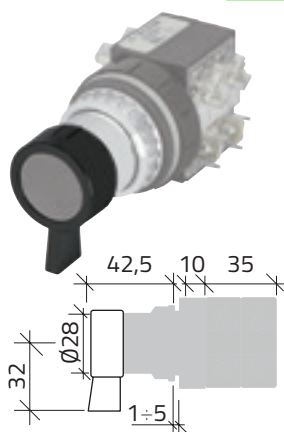
	g	cod
CAM 01	166	030PSN01
CAM 02	166	030PSN02
CAM 03	166	030PSN03
CAM 04	166	030PSN04
CAM 05	166	030PSN05
CAM 06	166	030PSN06
CAM 11	166	030PSN11
CAM 12	166	030PSN12
CAM 13	166	030PSN13
CAM 21	166	030PSN21
CAM 22	166	030PSN22
CAM 31	166	030PSN31
CAM 32	166	030PSN32
CAM 33	166	030PSN33
CAM 34	166	030PSN34
CAM 35	166	030PSN35
CAM 36	166	030PSN36

3 posizioni / 3 positions



	g	cod
CAM 51	166	030PSN51
CAM 52	166	030PSN52
CAM 53	166	030PSN53
CAM 54	166	030PSN54
CAM 55	166	030PSN55
CAM 14	166	030PSN14
CAM 15	166	030PSN15
CAM 56	166	030PSN56
CAM 57	166	030PSN57
CAM 23	166	030PSN23
CAM 25	166	030PSN25

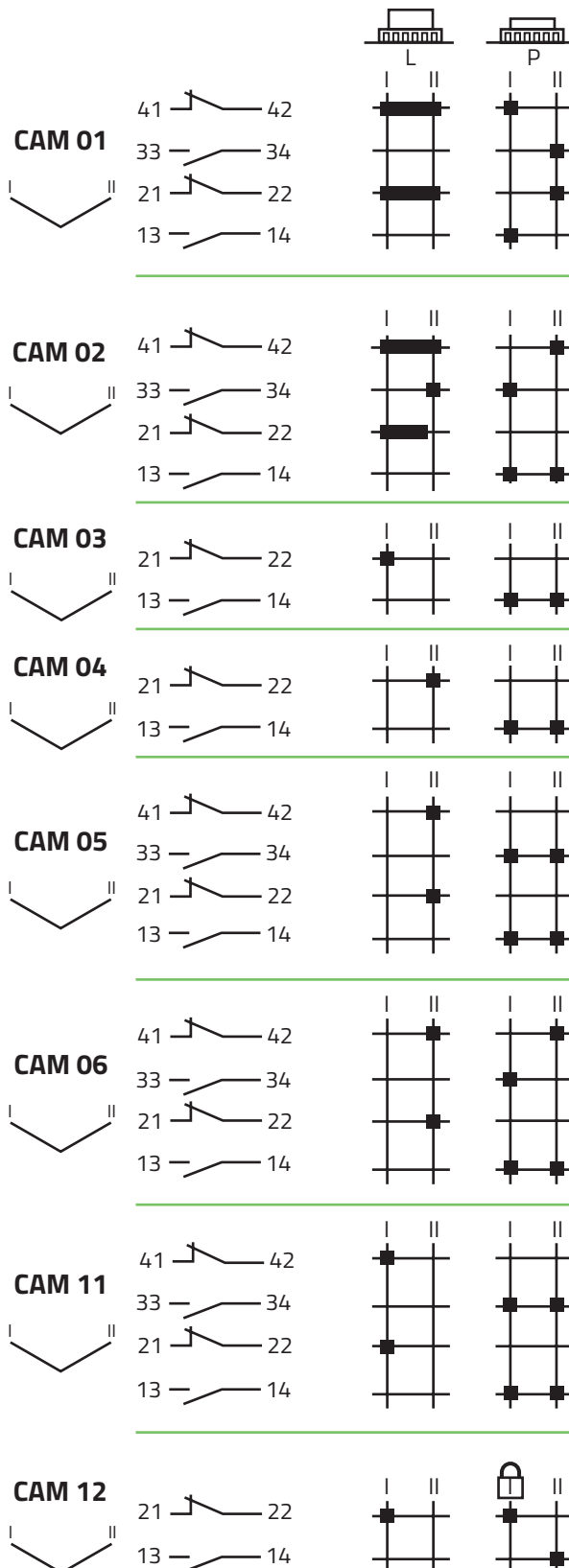
Leva per pulsante selettore Lever for push-button selector switch



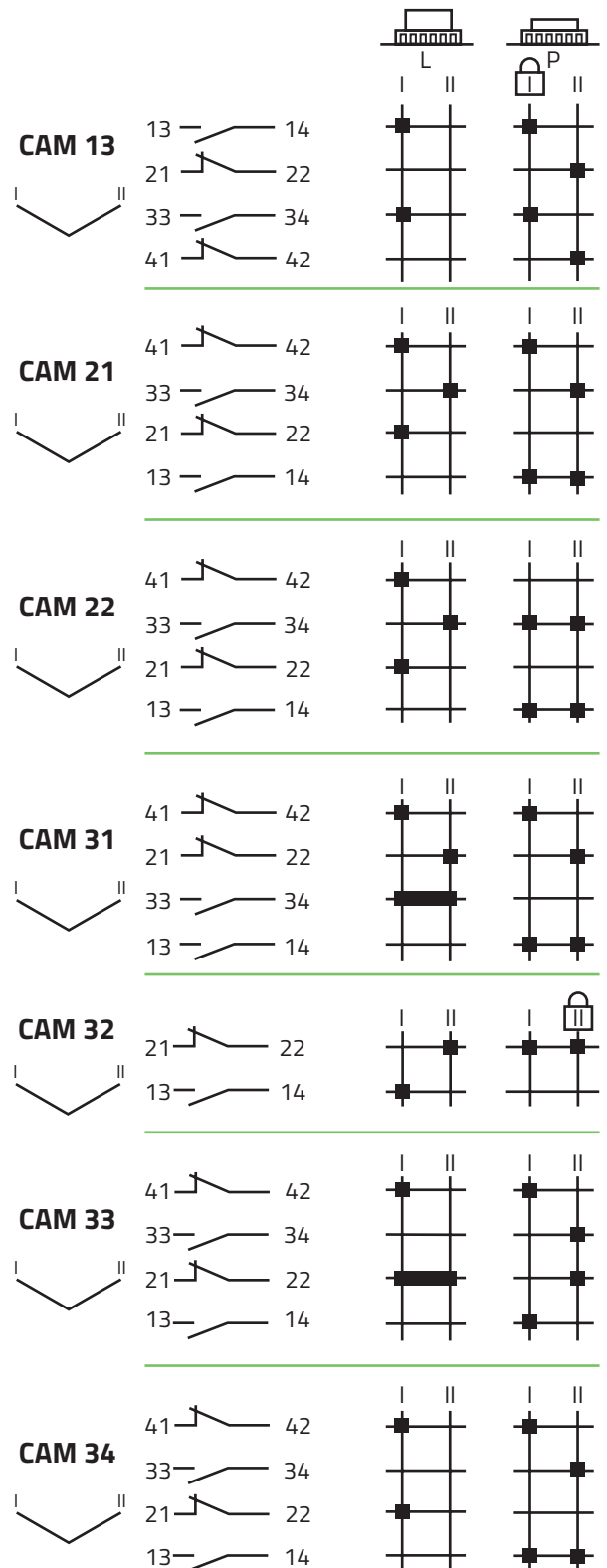
	g	cod
	6	030LPS

Combinazione di schemi pulsanti selettori Diagram combination for push-button selector switches

Pulsanti selettori Push-button selector switches



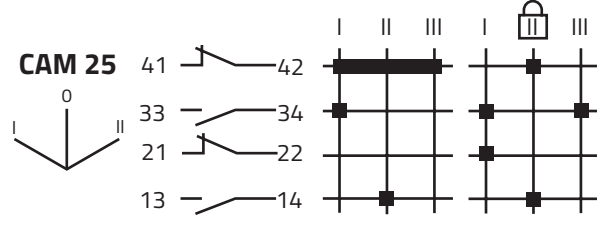
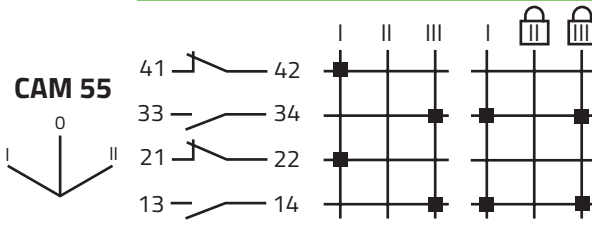
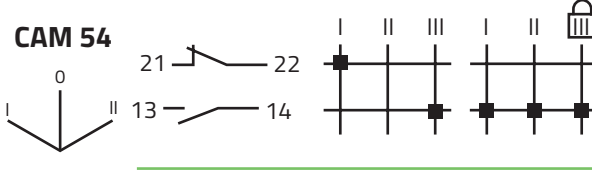
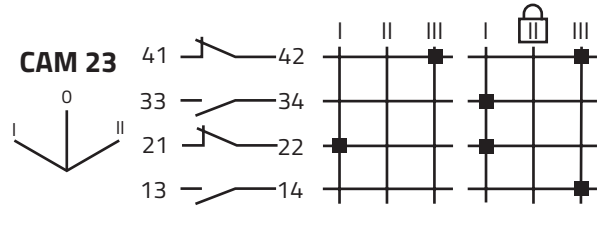
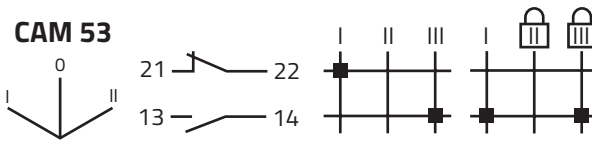
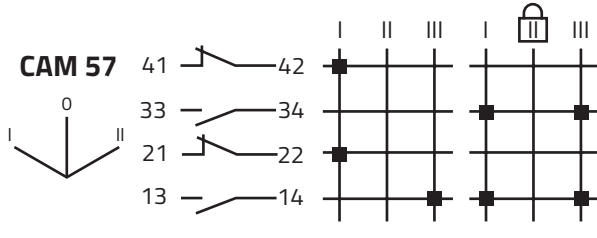
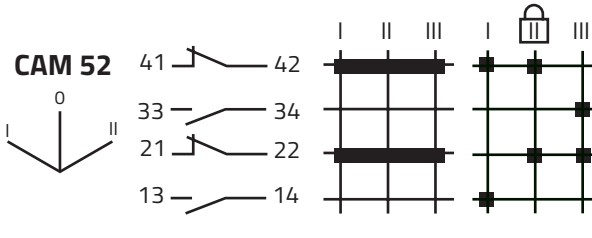
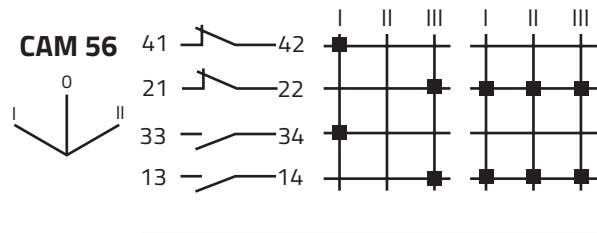
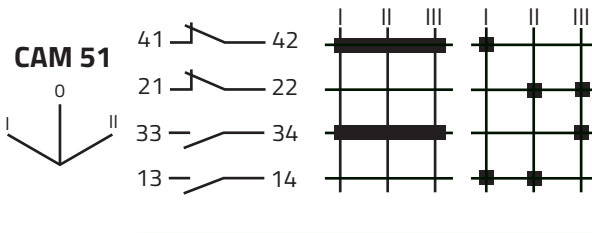
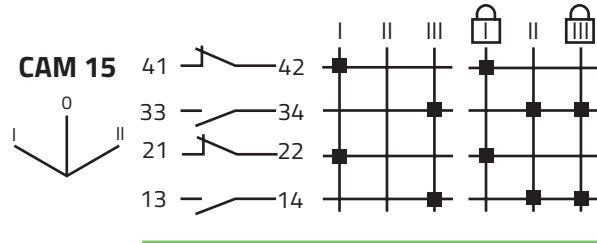
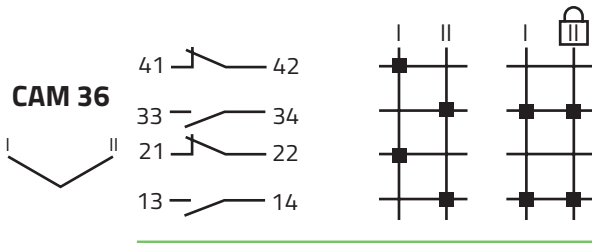
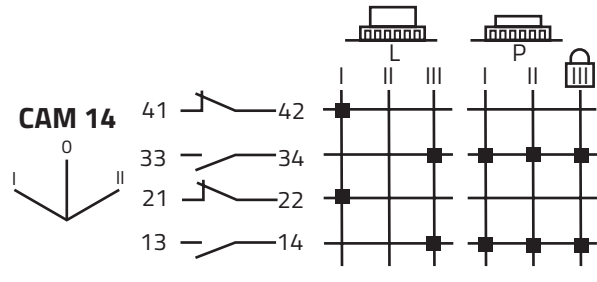
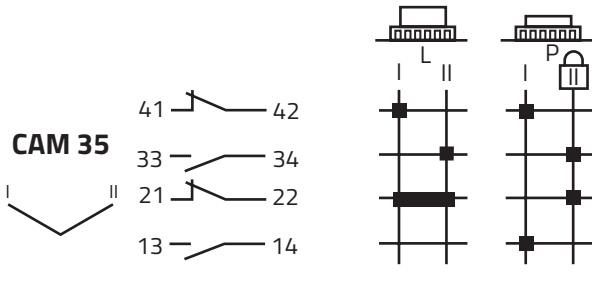
Pulsanti selettori Push-button selector switches



Combinazione di schemi pulsanti selettori Diagram combination for push-button selector switches

Pulsanti selettori Push-button selector switches

Pulsanti selettori Push-button selector switches



Manipolatori Ø30 Joysticks Ø30

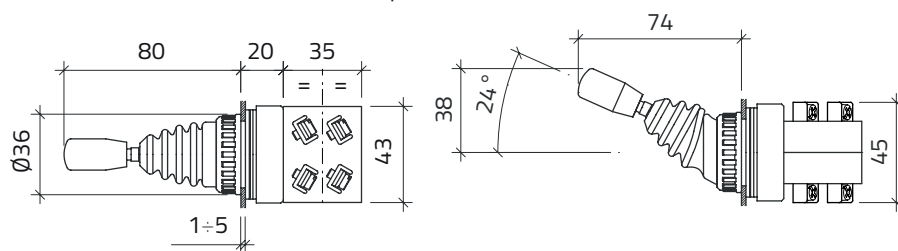
Vedi schemi a pag. 34 / See the diagram combination on page 34

2 posizioni / 2 positions



① ②

		g	cod
1-2	permanenti / maintained	140	030MPPN
1-2	temporanea / spring return	140	030MTTN
1	temporanea / spring return		
2	permanente / maintained	140	030MTPN

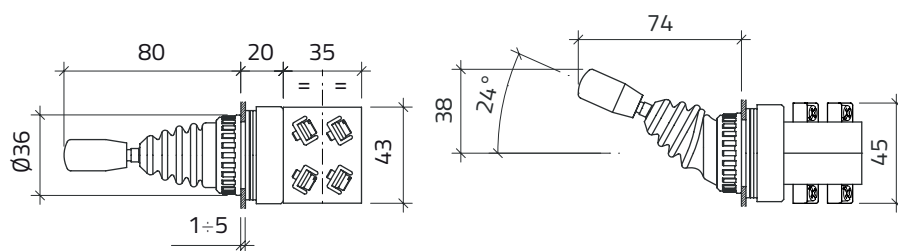


4 posizioni / 4 positions



③
① ②
④

		g	cod
1-2-3-4	permanenti / maintained	140	030MPPPPN
1-2-3-4	temporanea / spring return	140	030MTTTN
1-2	temporanea / spring return		
3-4	permanenti / maintained	140	030MPPTPN
1-3	permanenti / maintained		
4-2	temporanea / spring return	140	030MPPTTN
1-2-3	permanenti / maintained		
4	temporanea / spring return	40	030MPPPTN
3	permanente / maintained		
1-4-2	temporanea / spring return	40	030MPTTTN

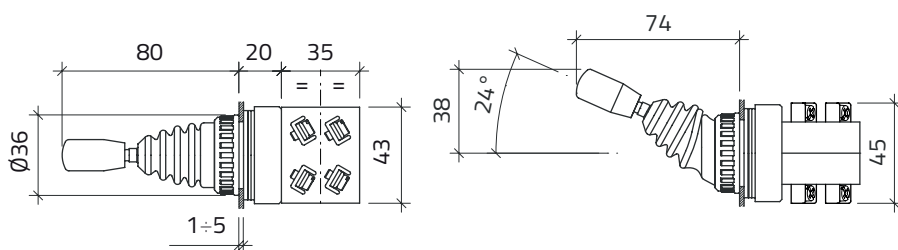


Manipolatori speciali a 2 posizioni Special joysticks, 2 positions



① ②

		g	cod
1-2	permanenti / maintained	140	030MPPRN
1-2	temporanea / spring return	140	030MTTRN



Manipolatori Ø30 Joysticks Ø30

Vedi schemi a pag. 34 / See the diagram combination on page 34

2 posizioni / 2 positions

sg

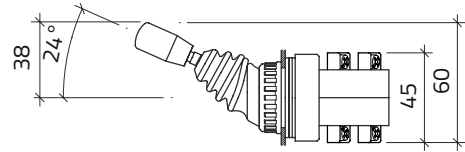
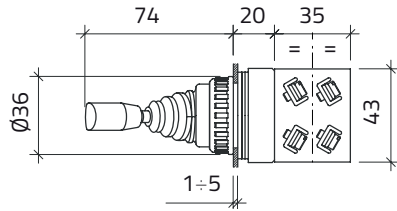
cod



①

②


1	permanente / maintained		
2	permanente / maintained	140	030MPN2F1
1	permanente / maintained		
2	temporanea / spring return	140	030MTN2F1



Manipolatori Ø30 Joysticks Ø30

Vedi schemi a pag. 34 / See the diagram combination on page 34

Manipolatori d'emergenza Emergency stop joysticks



Svolge la sua azione di comando in qualsiasi direzione venga manovrata la leva.
It operates in any direction the lever is moved

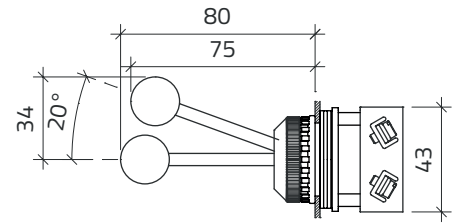
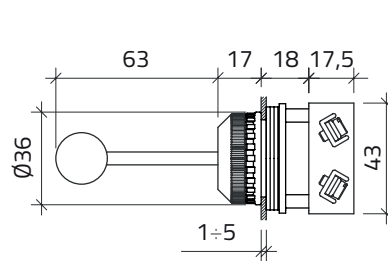
● Rosso / Red

g

cod

100

030MERFC

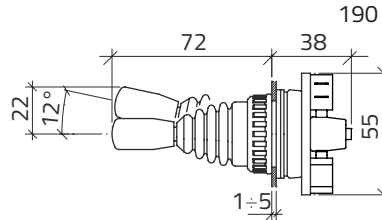
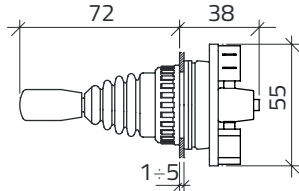


Manipolatori Ø30 Joysticks Ø30

2 posizioni temporanee 2 spring return

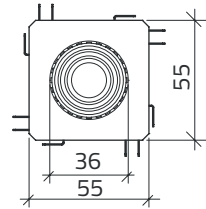


Microinterruttori 1 - 2
Microswitches 1-2

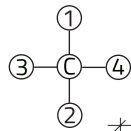


g **cod**

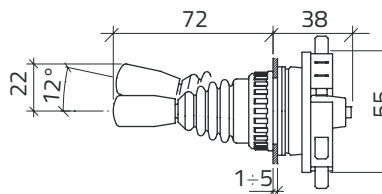
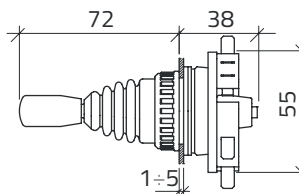
030M2T22



4 posizioni temporanee 4 spring return



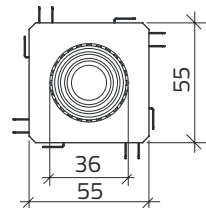
Microinterruttori 1 - 2 - 3 - 4
Microswitches 1-2 - 3 - 4



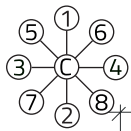
g **cod**

208

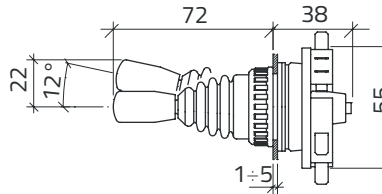
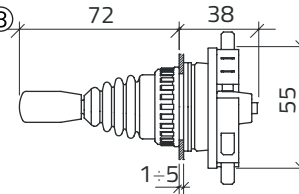
030M4T44



8 posizioni temporanee 8 spring return



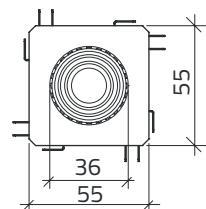
Microinterruttori 1 - 2 - 3 - 4
Microswitches 1-2 - 3 - 4



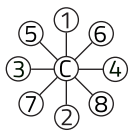
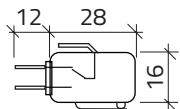
g **cod**

208

030M8T44



Microinterruttore aggiuntivo Additional microswitch



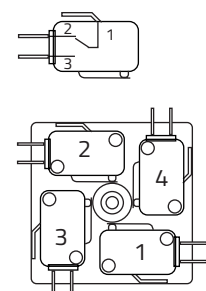
1 microinterruttore con viti lunghe
1 microswitch with long screws

g **cod**

10

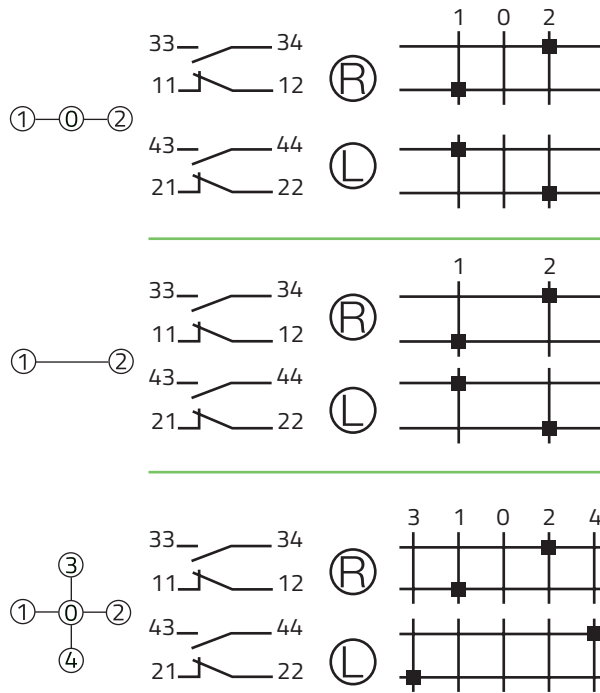
030M11

		8	6	4	2	0	1	3	5	7
MICROINTERRUTTORE MICROSWITCHES	1									
	2									
	3									
	4									

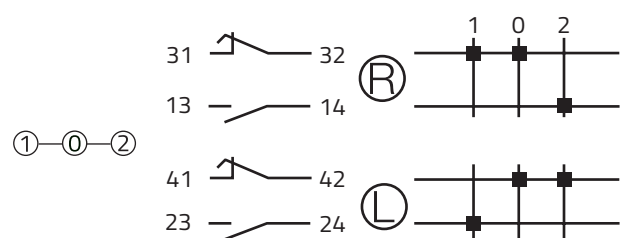


Combinazione di schemi manipolatori Diagram combination

Manipolatore Joystick

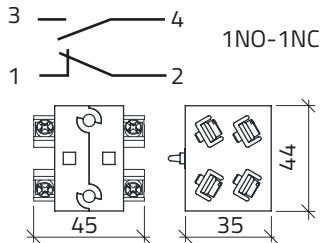


Manipolatore schema speciale Joystick, special diagram



Elementi di contatto Contact blocks

Elementi di contatti / Contact blocks



g	n	cod
32		030F1



16		030FA
----	--	-------



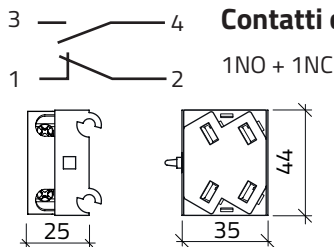
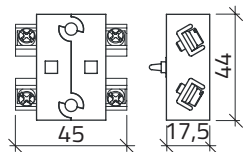
16		030FAA
----	--	--------



16		030FC
----	--	-------



16		030FCR
----	--	--------

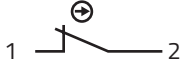


Contatti con protezione / Contact block with protections

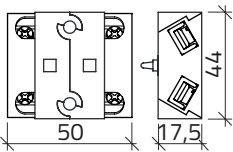
38	2	030F1P
----	---	--------



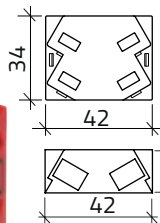
23	2	030FAP
----	---	--------



23	2	030FCP
----	---	--------



Protezioni elementi di contatto Contact block protections

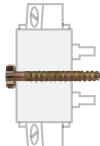
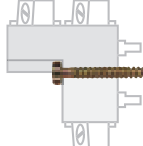

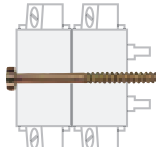
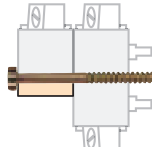
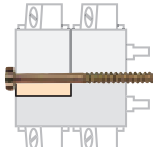
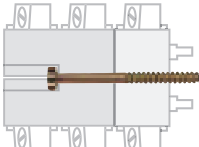

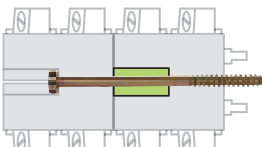

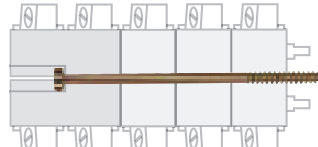
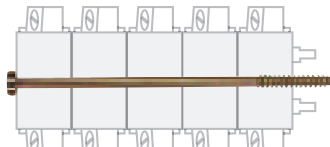







g	n	cod
6	10	030PF1
4	10	030PFA
4	10	030PFC

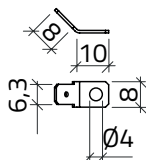



Elementi di contatto Ø30 Contact blocks Ø30

Viti per elementi di contatto Screws for contact blocks

		g	n	cod		
			2,0	10	030V28	
				3,5	10	030V46
			4,0	10	030V64	
			5,5	10	030V80	
			7,5	10	030V98	
			0,5	10	030IC	
			1,0	10	030IO	

Terminale Faston / Faston terminal

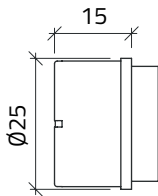


Per elementi di comando e portalamпада.
Idoneo per faston femmina 6,3 x 0,8
For contact blocks and lampholders
Suitable for female Faston terminals 6,3x0,8

g	n	cod
1	10	030TF

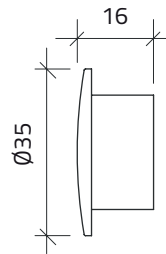
Accessori Ø30 Accessories Ø30

Gemme Lenses



Gemme per pulsanti sporgenti luminosi Lenses for projecting illuminated push-buttons

	g	cod
● Rosso / Red	5	030RLAR
● Verde / Green	5	030RLAV
● Giallo / Yellow	5	030RLAG
● Blu / Blue	5	030RLABL
○ Bianco / White	5	030RLAB
○ Trasparente / Transparent	5	030RLAI
● Arancio / Orange	5	030RLAA

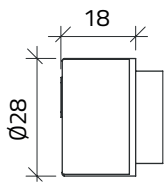


Gemme per pulsanti a fungo luminosi Ø35 Lenses for illuminated mushroom push-buttons Ø35

No su pulsanti con guardia completa / Not suitable for push-button with full guard

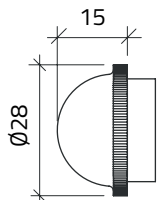
● Rosso / Red	6	030RLFRR
● Verde / Green	6	030RLFV
● Giallo / Yellow	6	030RLFYG
● Blu / Blue	6	030RLFBL
○ Bianco / White	6	030RLFBB
○ Trasparente / Transparent	6	030RLFBI
● Arancio / Orange	6	030RLFAR

Manopole per selettori luminosi Knobs for illuminated selector switches



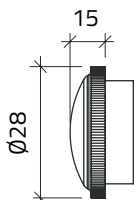
	g	cod
● Rosso / Red	4	030GMRR
● Verde / Green	4	030GMV
● Giallo / Yellow	4	030GMYG
● Blu / Blue	4	030GMBL
○ Bianco / White	4	030GMBB
○ Trasparente / Transparent	4	030GMI
● Arancio / Orange	4	030GMA

Gemme sferiche per lampade spia Dome lenses for pilot lights



	g	cod
● Rosso / Red	7	030GLNR
● Verde / Green	7	030GLNV
● Giallo / Yellow	7	030GLNG
● Blu / Blue	7	030GLNBL
○ Bianco / White	7	030GLNB
○ Trasparente / Transparent	7	030GLNI
● Arancio / Orange	7	030GLNA

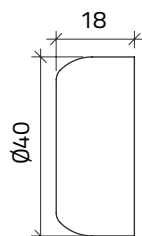
Gemme piatte con diffusore per lampade spia Flat lenses with diffuser for pilot lights



	g	cod
● Rosso / Red	4	030GLSR
● Verde / Green	4	030GLSV
● Giallo / Yellow	4	030GLSG
● Blu / Blue	4	030GLSBL
○ Bianco / White	4	030GLSB
○ Trasparente / Transparent	4	030GLSI
● Arancio / Orange	4	030GLSA

Accessori Ø30 Accessories Ø30

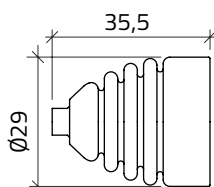
Cappuccio protettivo per pulsanti tipo 030RI Protective cap for push-buttons type 030RI



○ Trasparente / Clear

g	cod
22	030CG

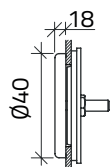
Soffietto per manipolatore Joystick bellows



● RAL 7016

g	n	cod
5	5	030SM

Tappo di chiusura / Hole plug



● RAL 7035
● RAL 7016

g	cod
38	030CP
38	030CP16

Accessori Accessories

Accessori di protezione / Protective guards



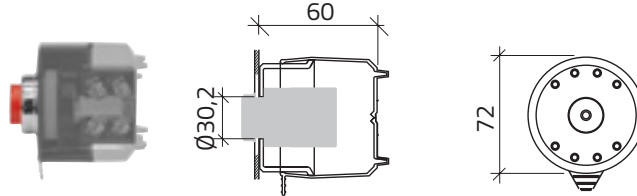
Cappuccio di protezione elementi di contatto Ø 30
Protective cap for contact blocks Ø 30

g

cod

58

030CPC30

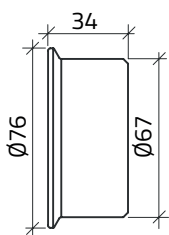
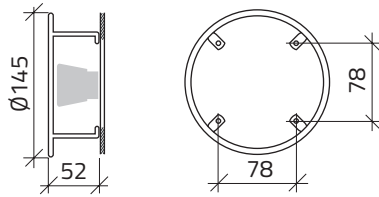


Contro l' azionamento accidentale senza impedire l' accessibilità dell'attuatore
Against accidental operation without hindering the access to the push-button

● Giallo / Yellow

150

020SPE

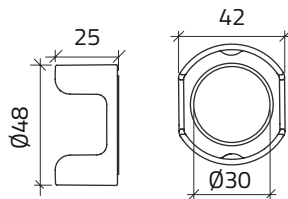


● Grigio / Grey
● Giallo / Yellow

35

030GP30
030GPG30

35



● Grigio / Grey
● Giallo / Yellow

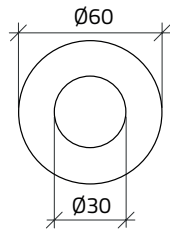
150

030GPF42
030GPF42G

150

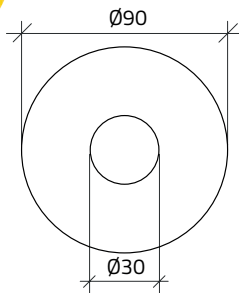
Targhette Ø30 Legend plates Ø30

Targhette emergenza Emergency legend plates



Ø60

	g	cod
Senza testo / Blank	2	030D0
Arresto emergenza	2	030D21
Emergency stop	2	030D23
Arresto emergenza Emergency stop	2	030D32


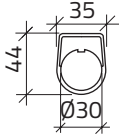

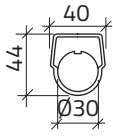

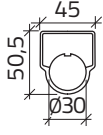

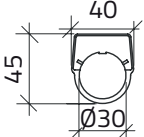

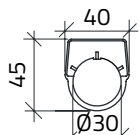

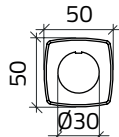

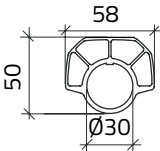

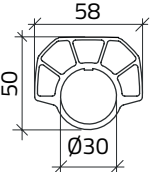


Ø90

Senza testo / Blank	5,3	030DD0
Arresto emergenza	5,3	030DD21
Emergency stop	5,3	030DD23

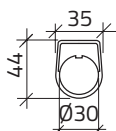
Targhette Ø30 Legend plates Ø30

Targhette neutre / Blank legend plates

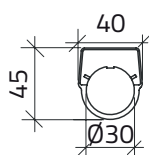
		g	cod
		1	030TN1-0
		1	030TN1A
		1	030TN4-0
		1	030TN2-0
		1	030TN3-0
		1	030TN5-0
		1	030TN8-0
		1	030TN9-0

Targhette Ø30 Legend plates Ø30

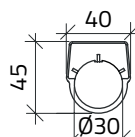
Targhette con diciture Legend plates with texts



	g	cod
Marcia	1	030TN1-1
Arresto	1	030TN1-2
Avanti	1	030TN1-3
Indietro	1	030TN1-4
Salita	1	030TN1-5
Discesa	1	030TN1-6
Destra	1	030TN1-7
Sinistra	1	030TN1-8
Apri	1	030TN1-9
Chiudi	1	030TN1-10
Lento	1	030TN1-11
Veloce	1	030TN1-12
Avviamento	1	030TN1-13
Ciclo	1	030TN1-14
Ciclo manuale	1	030TN1-15
Arresto ciclo	1	030TN1-16
Inizio ciclo	1	030TN1-17
Ciclo automatico	1	030TN1-18
Ripristino ciclo	1	030TN1-19
Inserito	1	030TN1-20
Corrente inserita	1	030TN1-21
Disinserito	1	030TN1-22
Emergenza	1	030TN1-23
Lavoro	1	030TN1-24
Tensione in linea	1	030TN1-25
Arresto motore	1	030TN1-26
Avviamento motore	1	030TN1-27
Corr. alla macchina	1	030TN1-28

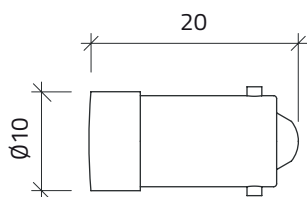


Apri	chiudi	1	030TN2-1
Automatico	semiautom.	1	030TN2-2
Automatico	manuale	1	030TN2-3
Escluso	incluso	1	030TN2-4
Inserito	disinserito	1	030TN2-5
0	1	1	030TN2-6
	Ciclo		
manuale	autom.	1	030TN2-7
	Ciclo		
automatico	semiautom.	1	030TN2-8
	Corrente		
inserita	disinserita	1	030TN2-9
Marcia	arresto	1	030TN2-10



0	1	2	1	030TN3-1
1	0	2	1	030TN3-2
	Ciclo			
manuale	0	autom.	1	030TN3-3

Lampadine Lamps



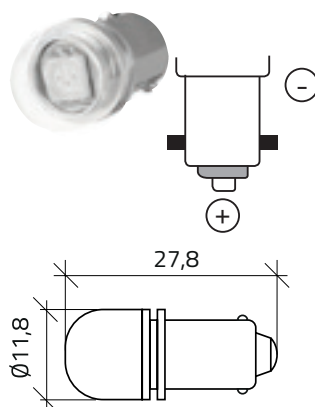
BA9S Led luce fissa BA9S Steady light led lamps

	g	n	cod
6V AC-DC			
● Rosso / Red	2	5	010BA9SLR6
● Giallo / Yellow	2	5	010BA9SLG6
● Verde / Green	2	5	010BA9SLV6
● Blu / Blue	2	5	010BA9SLBL6
○ Bianco / White	2	5	010BA9SLB6
12V AC-DC			
● Rosso / Red	2	5	010BA9SLR12
● Giallo / Yellow	2	5	010BA9SLG12
● Verde / Green	2	5	010BA9SLV12
● Blu / Blue	2	5	010BA9SLBL12
○ Bianco / White	2	5	010BA9SLB12
24V AC-DC			
● Rosso / Red	2	5	010BA9SLR24
● Giallo / Yellow	2	5	010BA9SLG24
● Verde / Green	2	5	010BA9SLV24
● Blu / Blue	2	5	010BA9SLBL24
○ Bianco / White	2	5	010BA9SLB24
36V AC-DC			
● Rosso / Red	2	5	010BA9SLR36
● Giallo / Yellow	2	5	010BA9SLG36
● Verde / Green	2	5	010BA9SLV36
● Blu / Blue	2	5	010BA9SLBL36
○ Bianco / White	2	5	010BA9SLB36
48V AC-DC			
● Rosso / Red	2	5	010BA9SLR48
● Giallo / Yellow	2	5	010BA9SLG48
● Verde / Green	2	5	010BA9SLV48
● Blu / Blue	2	5	010BA9SLBL48
○ Bianco / White	2	5	010BA9SLB48
130V AC-DC			
● Rosso / Red	2	5	010BA9SLR110
● Giallo / Yellow	2	5	010BA9SLG110
● Verde / Green	2	5	010BA9SLV110
● Blu / Blue	2	5	010BA9SLBL110
○ Bianco / White	2	5	010BA9SLB110
240V AC-DC			
● Rosso / Red	2	5	010BA9SLR240
● Giallo / Yellow	2	5	010BA9SLG240
● Verde / Green	2	5	010BA9SLV240
● Blu / Blue	2	5	010BA9SLBL240
○ Bianco / White	2	5	010BA9SLB240
400V AC-DC			
● Rosso / Red	2	5	010BA9SLR400
● Giallo / Yellow	2	5	010BA9SLG400
● Verde / Green	2	5	010BA9SLV400
● Blu / Blue	2	5	010BA9SLBL400
○ Bianco / White	2	5	010BA9SLB400



Lampadine Lamps

Led <60V non polarizzati 110-240 V polarizzati Led <60V non-polarized 110-240 V polarized



Led luce lampeggiante / Led flashing light
Led ultraluminoso tensioni ±15% non polarizzata / Ultra-bright led voltages ±15% non-polarized
AC-DC 6 12 24 48 110 AC 220 mA 30 20 14 7 5 16

24V AC-DC

● Rosso / Red 2 **010BA9SLLR24**

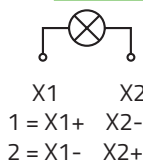
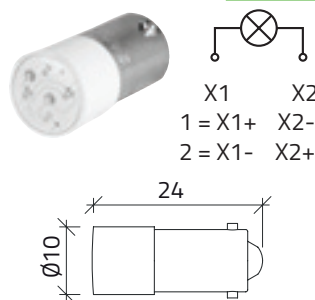
130V AC-DC

● Rosso / Red 2 **010BA9SLLR110**

240V AC-DC

● Rosso / Red 2 **010BA9SLLR220**

Nuove lampade due colori , tecnologia led alta luminosità New bi-colour led lamps, high brightness



24V DC 15mA

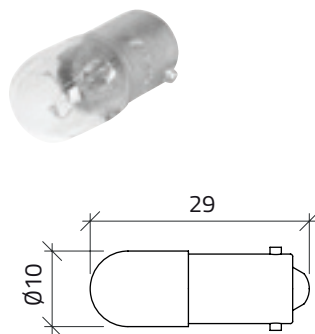
1 2
● ● Verde, rosso / Green, red 2 **010BA9SLVR24**

● ● Verde, giallo / Green, yellow 2 **010BA9SLVG24**

● ● Blu, rosso / Blue, red 2 **010BA9SLBLR24**

● ● Blu, giallo / Blue, yellow 2 **010BA9SLBLG24**

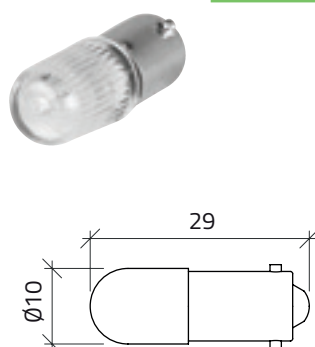
BA9S Lampadine ad incandescenza BA9S Incandescent lamps



Lampadine BA9S ad incandescenza / BA9S incandescent lamps

Voltage	Power	g	n	cod
6V	0,6W	1,3	10	010BA9S6V-0.6W
24V	1,2 w	1,3	10	010BA9S24V-1.2W
24V	3W	1,3	10	010BA9S24V-3W
30V	1,2W	1,3	10	010BA9S30V-1.2W
30V	3W	1,3	10	010BA9S30V-3W
48V	1,2W	1,3	10	010BA9S48V-1.2W
60V	1,2 w	1,3	10	010BA9S60V-1.2W
60V	3W	1,3	10	010BA9S60V-3W
110V	1,9W	1,3	10	010BA9S130V-1.9
220V	2W	1,3	10	010BA9S220V-2W

BA9S Lampadine led / BA9S led lamps



Neon AC

Color	Voltage	Power	g	n	cod
● Arancio / Orange	65V	0,05W	2,3	10	010BA9SN65
● Arancio / Orange	130V	0,1W	2,3	10	010BA9SN110
● Verde / Green	130V	0,1W	2,3	10	010BA9NV110
● Arancio / Orange	240V	0,3W	2,3	10	010BA9SN220
● Verde / Green	240V	0,3W	2,3	10	010BA9NV220
● Arancio / Orange	400V	0,5W	2,3	10	010BA9SN380
● Verde / Green	400V	0,5W	2,3	10	010BA9NV380